



Scan a Barcode and open a record in the Salesforce mobile app



Scan Anything allows you to use your iOS or Android device as a Barcode or QR Code scanner. If Scan Anything finds a matching record in your Salesforce org it will open the Salesforce mobile app with that matching record open. It is really that simple. Now you can connect the physical world to your Salesforce data.

Standard and Custom Objects


You can setup scannable fields on any Salesforce object;

- Standard objects like Account or Contact
- Custom objects you created
- Objects from a Managed Package

Launch Scan Anything how you like;



Phone Icon



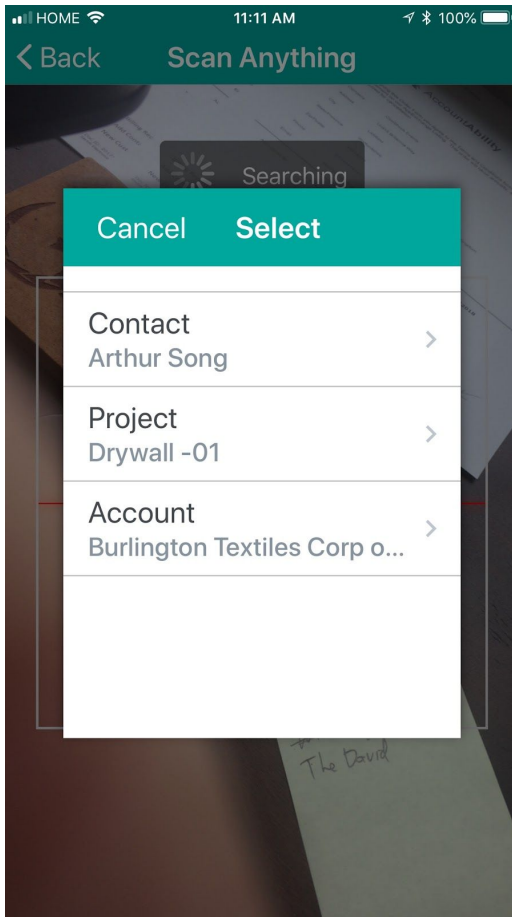
Tab in the Salesforce App



Global Action

How does it work?

Your system administrator adds custom fields to any object you want to add scanning capabilities. These fields have a known API name so that Scan Anything can identify them as a scannable field. Then you can open the ScanAnything app and start scanning. When you scan a barcode Scan Anything queries all of the known fields and looks for a match. If a match is found Scan Anything opens the Salesforce mobile app with the matching record open.



Duplicates, Triplicates or more

In the world of barcodes you can find the same value used but associated with different objects. You might have an inventory item with a barcode 123, but also have a Contact with a barcode 123. Scan Anything will display the matching records with a brief description to the user and they can choose the record to open.

Contact us for more information



www.accountability.solutions info@accountabilitycorp.com